

SAVANT PRO 8 APP

AT A GLANCE

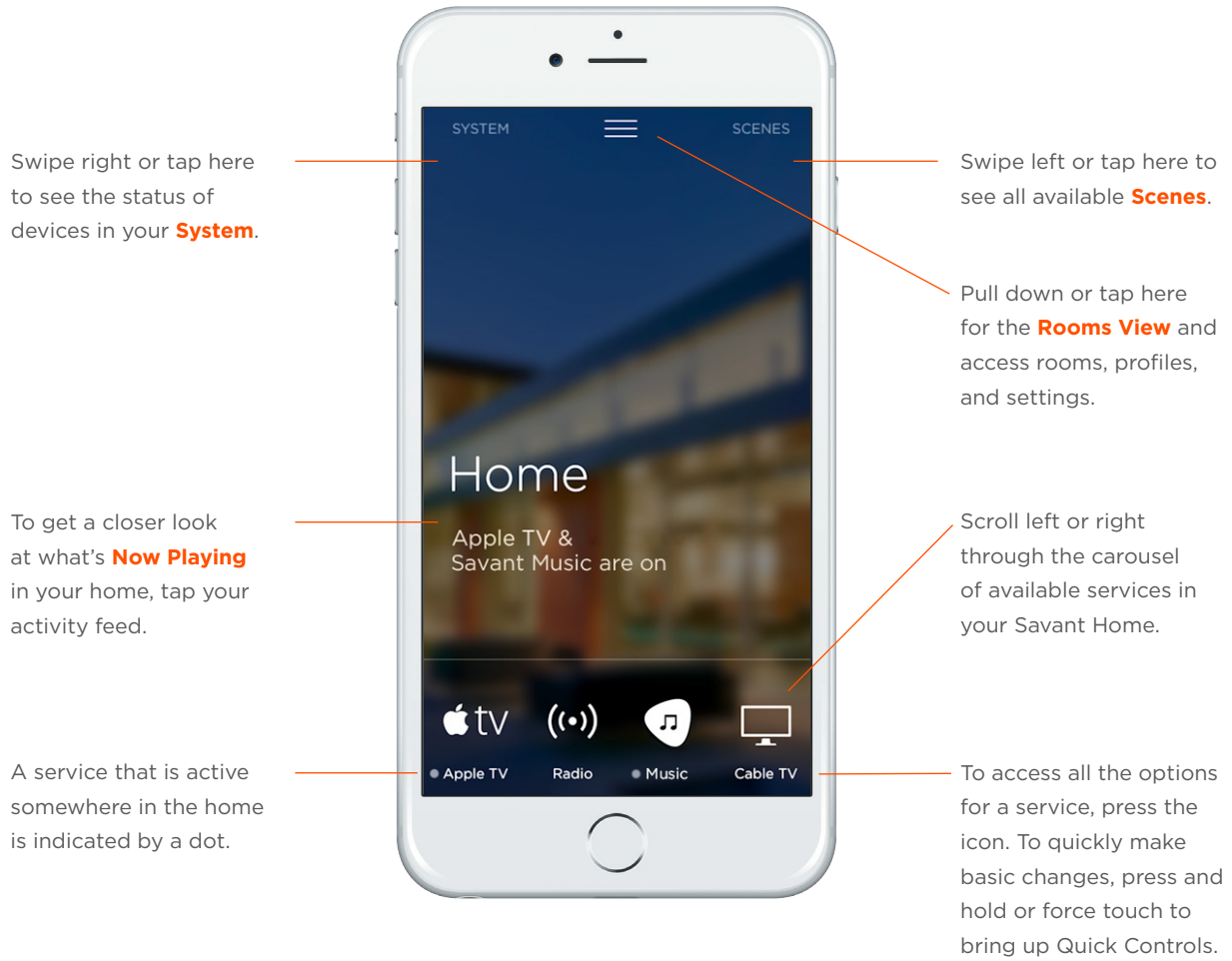


SAVANT

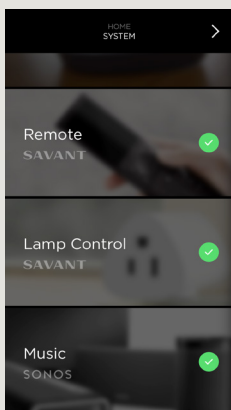
The Savant Pro 8 App enables all the features of your Savant Home, with fast access to rooms, scenes, services and much more. This guide will help you understand how to navigate the app, take advantage of new features, and create a personalized experience in your home.

HOME VIEW – MAIN NAVIGATION

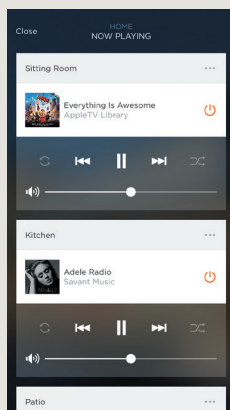
The Home View displays an overview of what is happening at home.



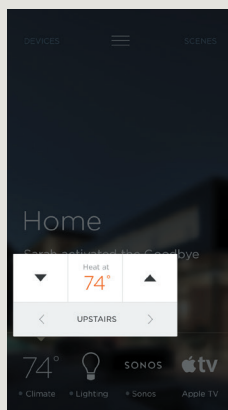
HIGHLIGHTED SCREENS



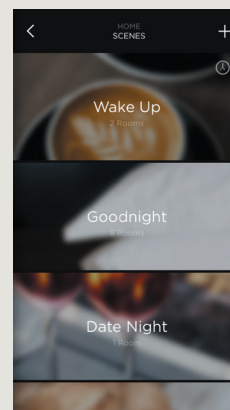
System



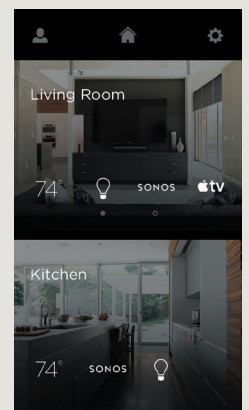
Now Playing



Quick Controls



Scenes



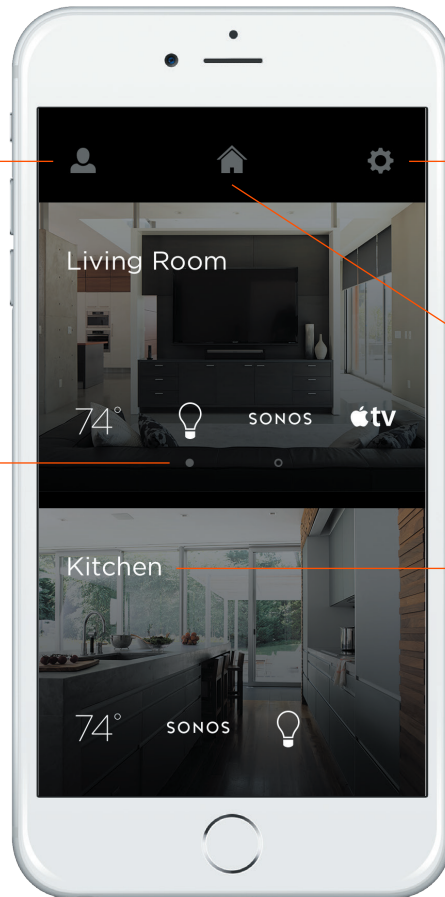
Rooms View

ROOMS VIEW

The Rooms View displays every available service in each room.

Tap here to access user **Profiles** and adjust permissions for other people in your home.

To adjust a service for the room, tap to access all its features, or press and hold the icon to bring up **Quick Controls**.

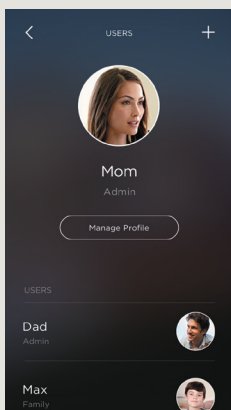


Tap here for **Settings** and access controls for personalizing your Savant Pro App.

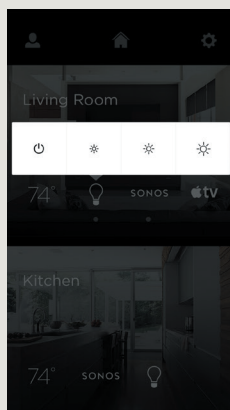
Pull down or tap here to return to the **Home View**.

Tap on a room to display the **Room View**. From there, swipe left or right to see the scenes and devices associated with that room.

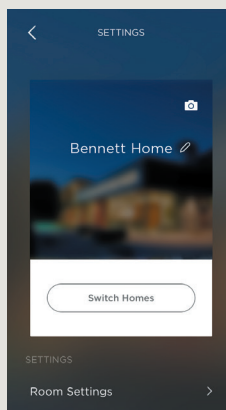
HIGHLIGHTED SCREENS



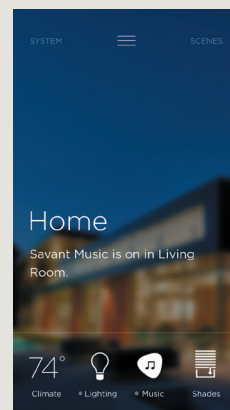
Profiles



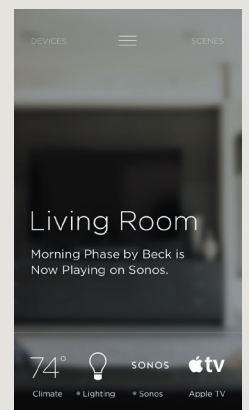
Quick Controls



Settings



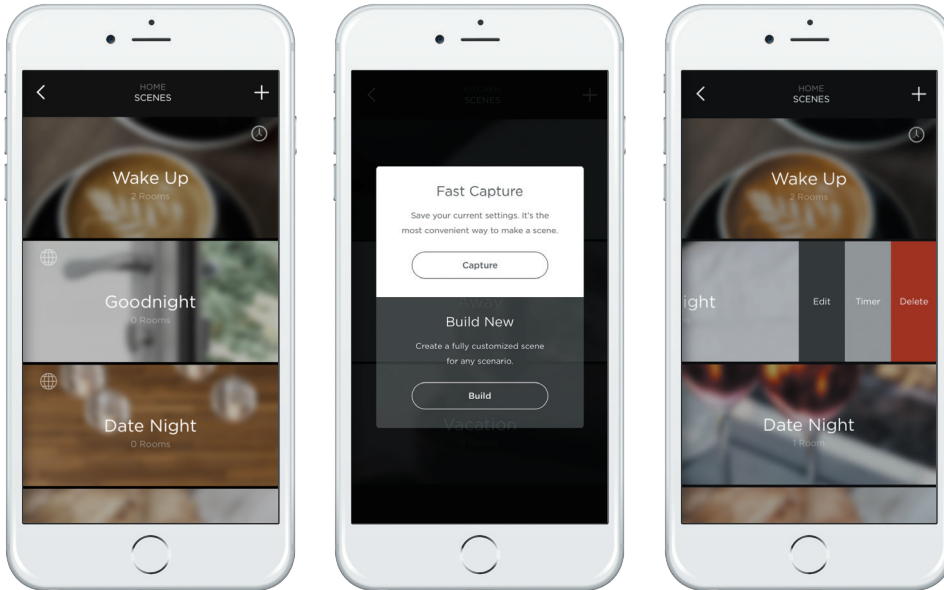
Home View



Room View

SAVANT SCENES

Capturing, creating, and editing scenes is easier than ever.



Tap the **+ icon** to capture or build a scene. Each step has been designed for simplicity.

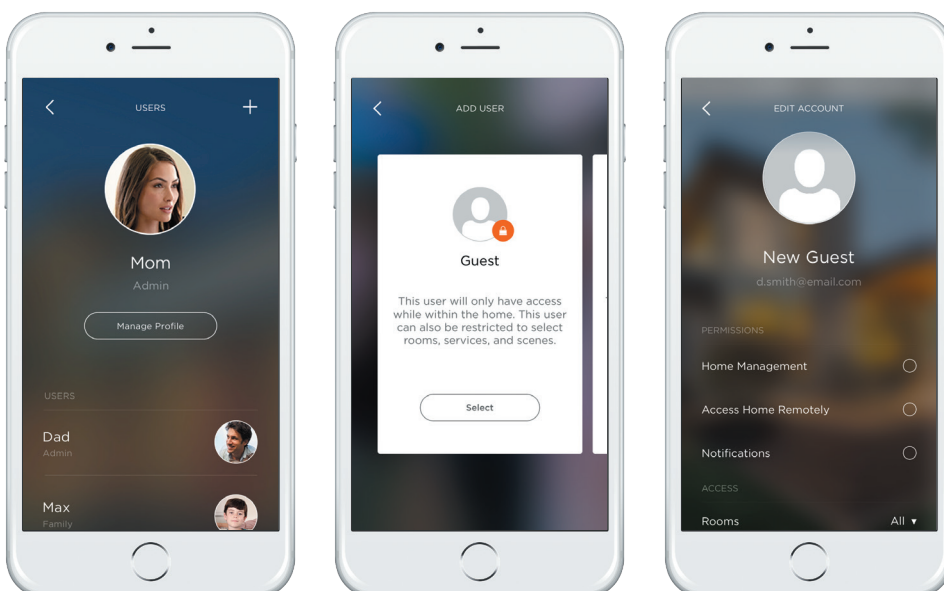
Swipe left on a **Scene** name to edit, set a countdown timer, or delete it.

Scenes can be set as shared or left as personal. Shared scenes are available to all users as well as accessible from in-wall touch screens.

Press and Hold or Force Touch to reorder scenes.

USER PROFILES

Let everyone in your house enjoy the benefits of Savant.



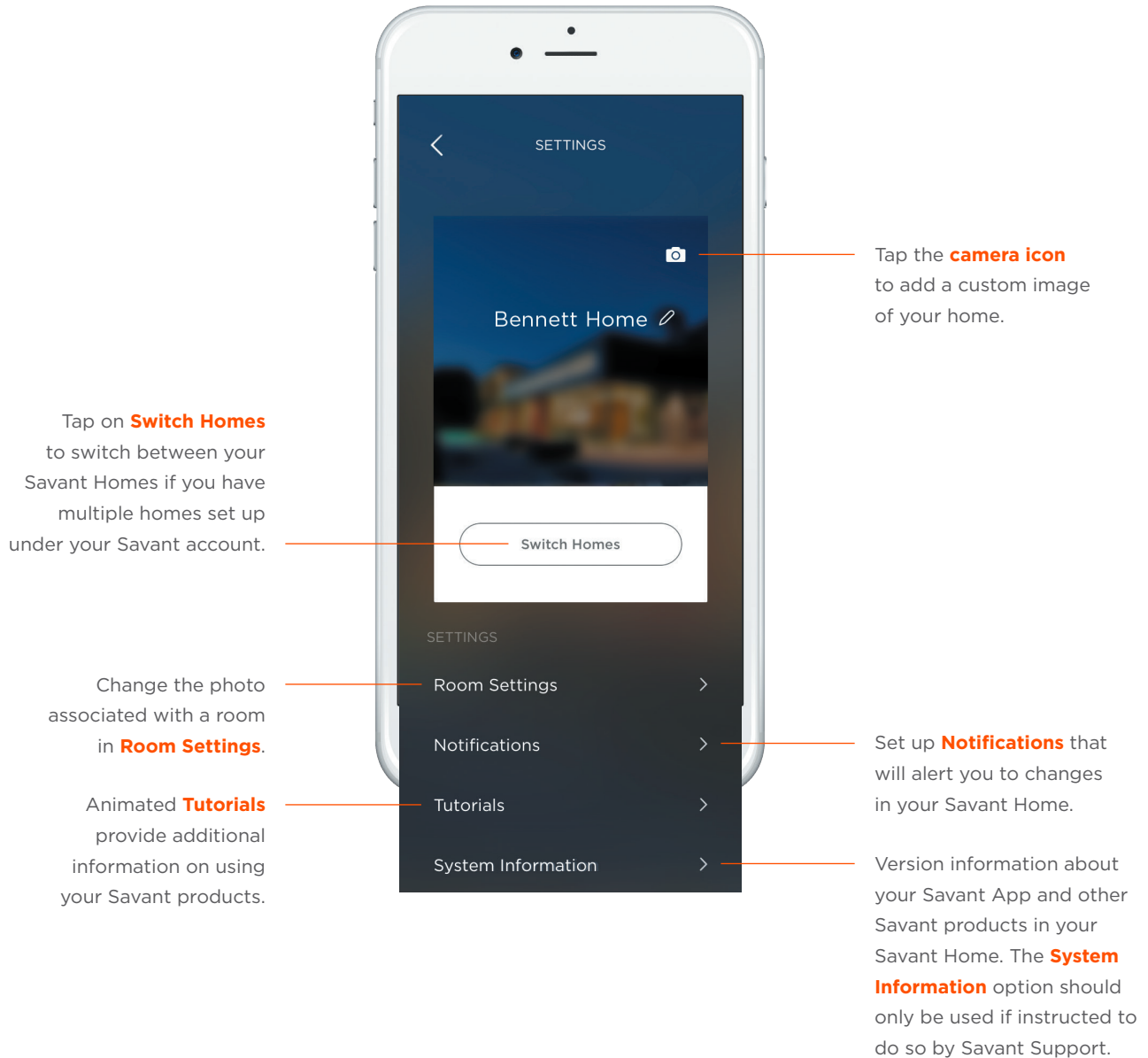
The **Profiles** screen shows a list of who can use your Savant Home.

Add a new profile by tapping the **+ icon** and choosing from three different user types.

After inviting someone to your Home, tap on the new user profile to grant permission for **control** of different rooms, services, or the ability to access your home remotely.

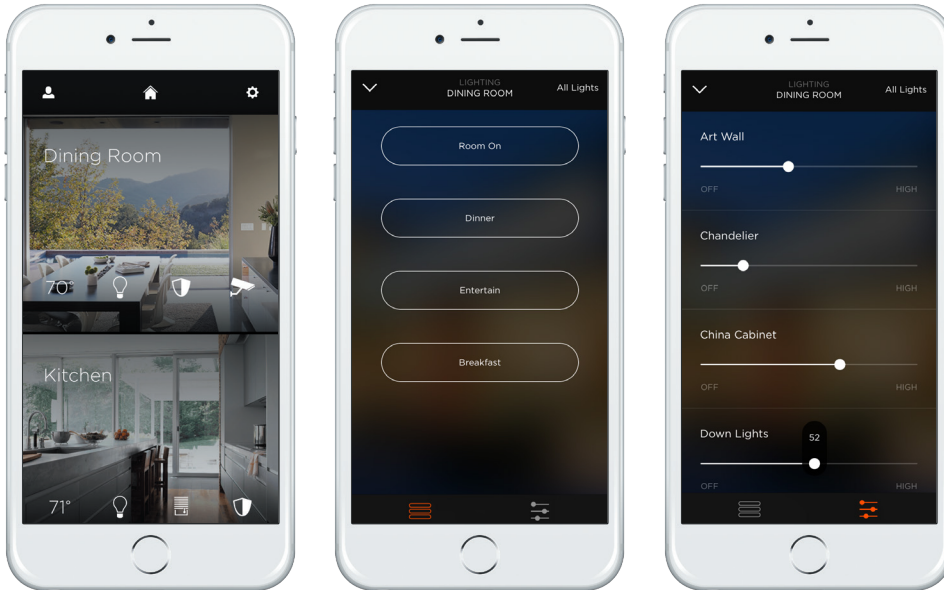
SETTINGS

The Settings screen lets you add photos, create notifications, watch helpful tutorials, and more.



LIGHTING

Lighting control in the Savant Pro 8 App can easily be done by room, or by individual light.



Tap a **lighting icon** to bring up convenient, pre-set options that let you control all the lights in a room with a touch.

To adjust individual lights, tap the **Lights** bar at the bottom of the screen and manually dim or brighten the light using the slider.

CLIMATE

Climate control in the Savant Pro 8 App is incredibly intuitive.



There are three climate modes. In Heat or Cool mode, simply use the sliders or arrows to set the temperature you want. In auto mode, use the sliders to set an appropriate temperature range. Tap the **settings icon** to change modes.

Tap the **calendar icon** to put your climate on a schedule—your home can start warming every day at 6am, or cool off in the evening.

To temporarily override a schedule, press and hold the climate control circle to bring up a Hold Temperature menu.

ENTERTAINMENT

Savant Pro 8 offers a personalized, easy-to-use entertainment experience.



The **Global Now Playing** screen shows all active audio/video services, and allows you to control the volume in each room.

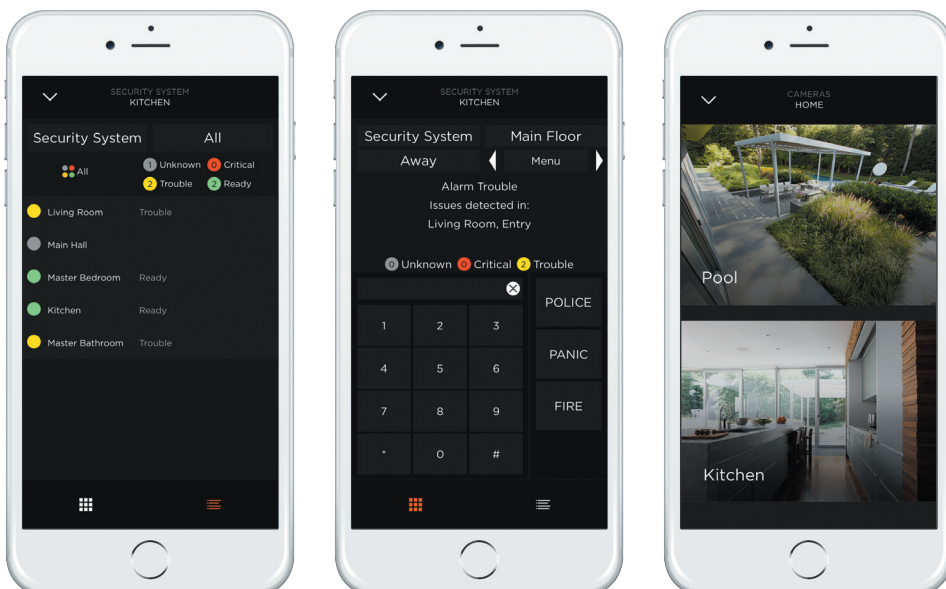
Tapping the **... icon** on the Global Now Playing screen brings up the **Distribution** screen, which lets you play audio/video in additional rooms.

To see what's playing next or edit the music in your queue, tap the **≡ icon** on the Now Playing screen.

Press and Hold the power button to setup a sleep timer.

SECURITY

Savant Pro 8 supports most popular security platforms.



The buttons mimic your in-wall keypad so you can set your alarm from anywhere.

See the status of every sensor in your home at a glance.

Security cameras let you keep an eye on things when you're away.

POOL & SPA

Control your pool and spa right from your device.



View current temperature and change desired temperature setting for Pools and Spas.

Select **Controls** to adjust other options including pool accent lighting, water jets, and fountains.

CUSTOM SCREENS

Speak to your Integrator about custom screen options.

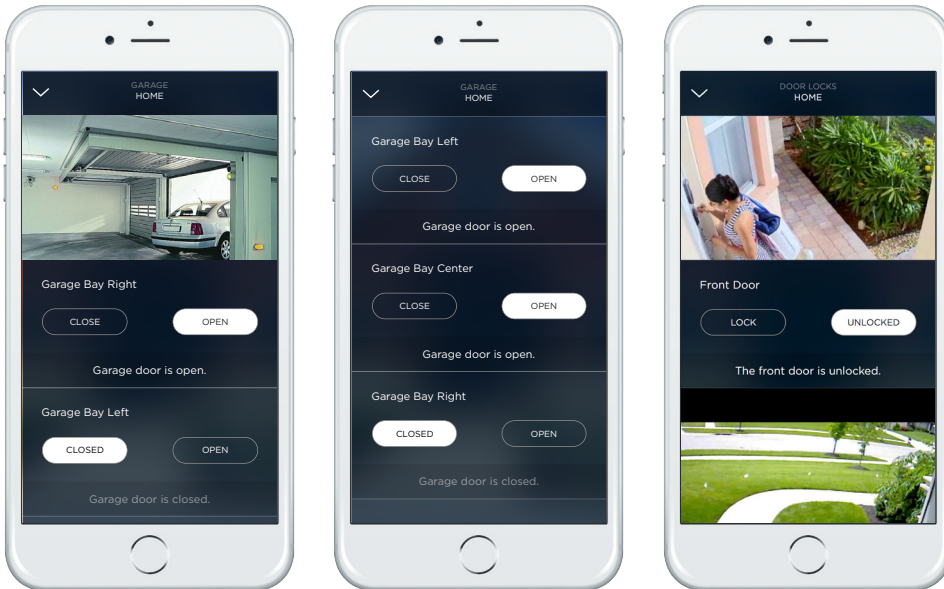


Custom screens can be added to your Savant Pro 8 App by your Authorized Savant Integrator.

Options include buttons for common activities that cannot be created in a Scene or to display status information for devices in your home.

LOCK & GARAGE

Garage and Door entry services are at your fingertips wherever you are.



Garage doors indicate if they are open or closed and show warnings if there are any problems.

Lock and unlock doors and see the status of which doors are locked and which are not at a glance.

View cameras to see who is at the door before you answer.

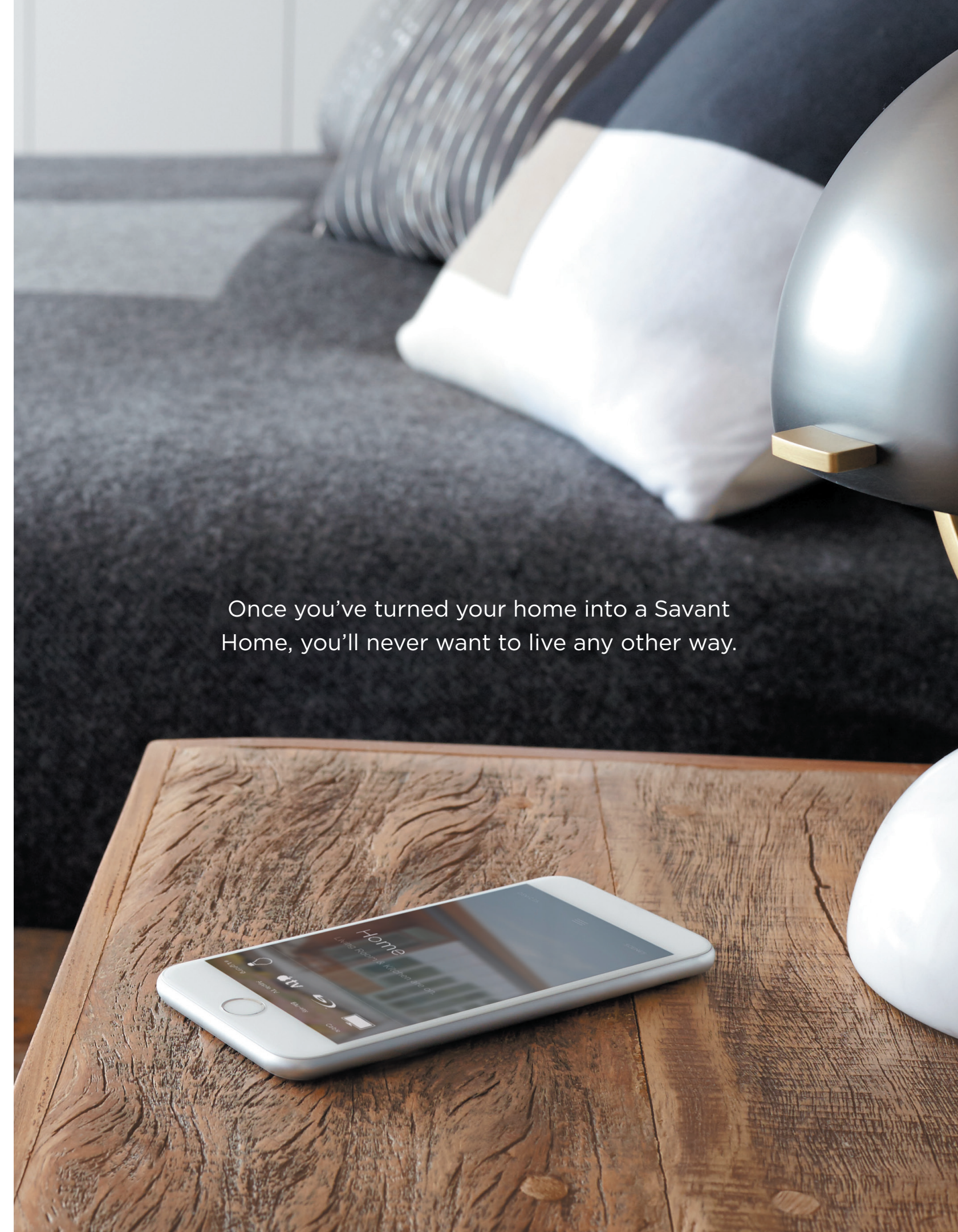
AMAZON ALEXA

“Alexa, turn on the Room lights.”



You can now use Alexa voice control to activate a Savant Scene for single room or entire home control. In addition you can dynamically control room lights and a suite of entertainment services.

Any Savant Pro system running Savant 8.4 or later can have Alexa voice services added to the system through the Alexa App and any Alexa enabled device.



Once you've turned your home into a Savant Home, you'll never want to live any other way.



SAVANT

savant.com

© 2017 Savant Systems, LLC. All rights reserved.